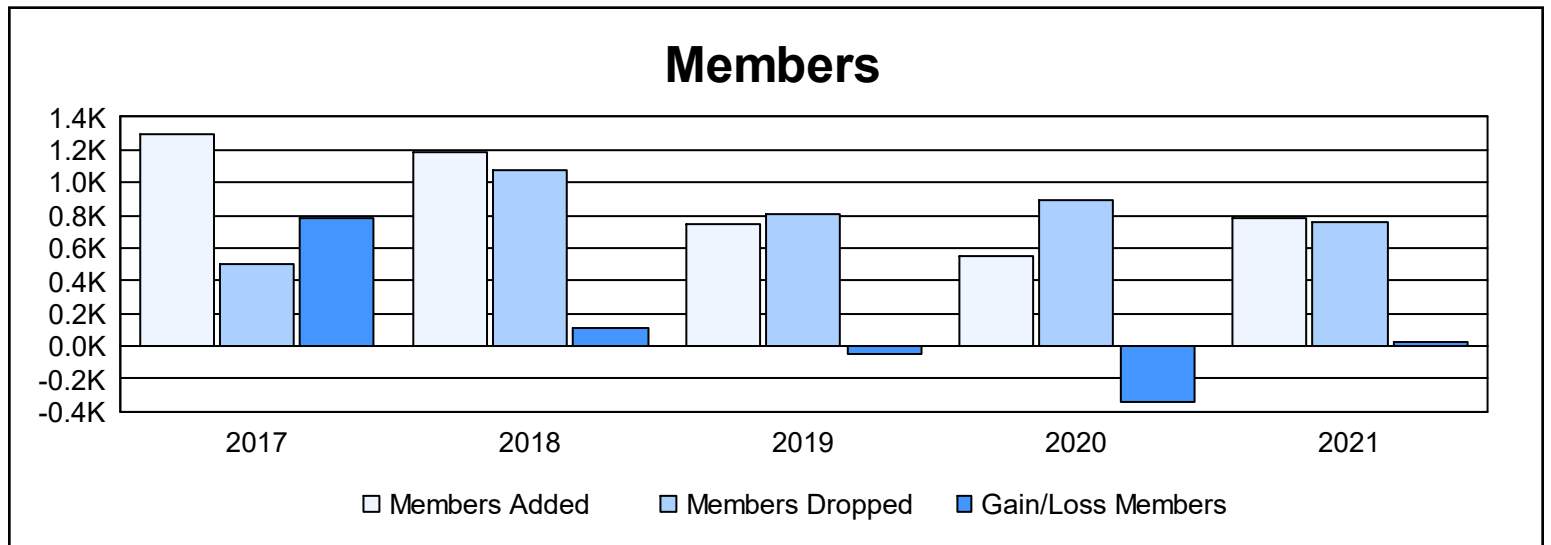
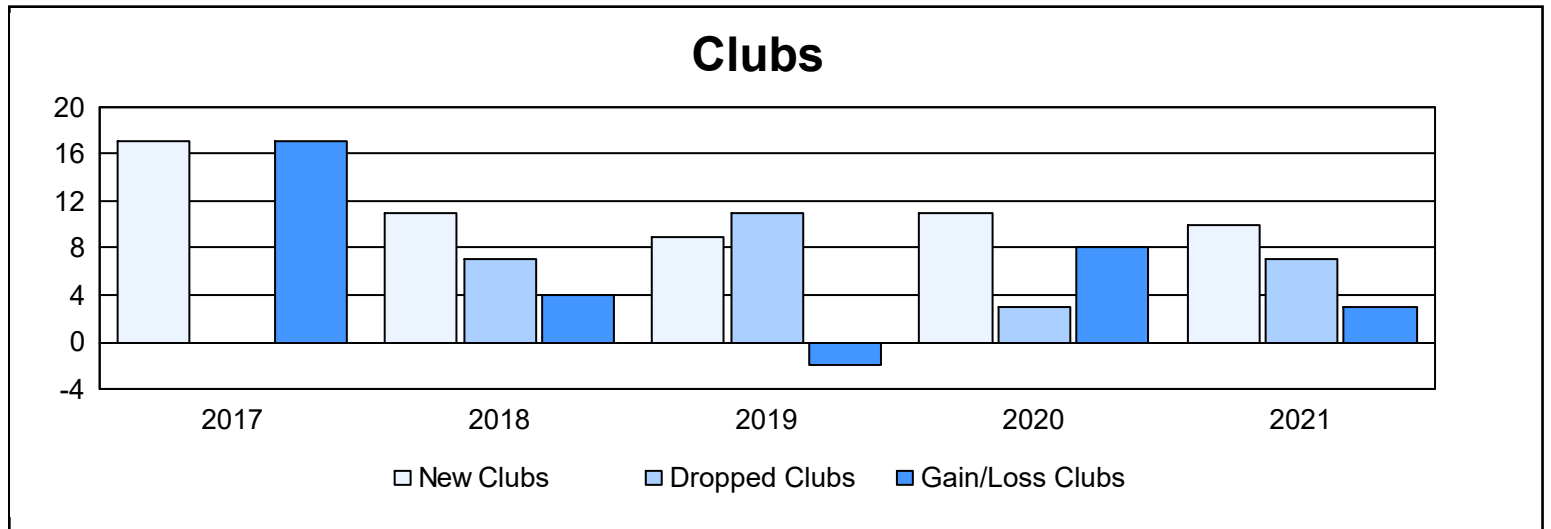
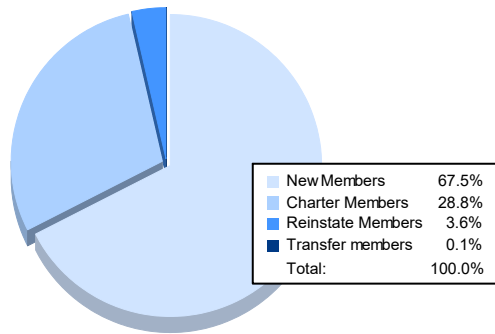


Year	New Clubs	Dropped Clubs	Gain/ Loss Clubs	New Members	Charter Members	Reinstate Members	Transfer Members	Total Member Added	Total Members Dropped	Gain/ Loss Members
2016-2017	17	0	17	855	357	20	58	1,290	502	788
2017-2018	11	7	4	716	377	68	30	1,191	1,075	116
2018-2019	9	11	-2	395	276	69	11	751	804	-53
2019-2020	11	3	8	272	201	67	10	550	892	-342
2020-2021	10	7	3	532	227	28	1	788	759	29
<b>Average</b>	<b>12</b>	<b>6</b>	<b>6</b>	<b>554</b>	<b>288</b>	<b>50</b>	<b>22</b>	<b>914</b>	<b>806</b>	<b>108</b>



### Membership Composition June 2021 Cumulative



### Gender Composition June 2021 Cumulative

